

**TEXAS EDUCATION AGENCY**  
**2014 Accountability Summary**  
 PECOS H S (195901001) - PECOS-BARSTOW-TOYAH ISD

**Accountability Rating**

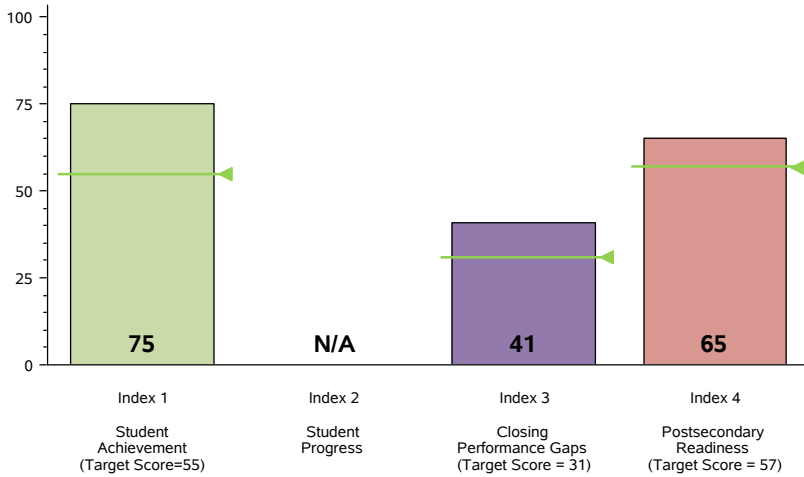
**Met Standard**

**Distinction Designation**

Met Standards on	Did Not Meet Standards on
- Student Achievement - Closing Performance Gaps - Postsecondary Readiness	- NONE

Academic Achievement in Reading/ELA
NO DISTINCTION EARNED
Academic Achievement in Mathematics
NO DISTINCTION EARNED
Academic Achievement in Science
NO DISTINCTION EARNED
Academic Achievement in Social Studies
NO DISTINCTION EARNED
Top 25 Percent Student Progress
NOT ELIGIBLE
Top 25 Percent Closing Performance Gaps
NO DISTINCTION EARNED
Postsecondary Readiness
NO DISTINCTION EARNED

**Performance Index Report**



**Campus Demographics**

Campus Type	High School
Campus Size	596 Students
Grade Span	09 - 12
Percent Economically Disadvantaged	70.8%
Percent English Language Learners	2.7%
Mobility Rate	14.4%

**Performance Index Summary**

Index	Points Earned	Maximum Points	Index Score
1 - Student Achievement	766	1,016	75
2 - Student Progress	N/A	N/A	N/A
3 - Closing Performance Gaps	655	1,600	41
4 - Postsecondary Readiness			
STAAR Score	8.8		
Graduation Rate Score	24.6		
Graduation Plan Score	23.0		
Postsecondary Indicator Score	8.8		65

**System Safeguards**

**Number and Percent of Indicators Met**

Performance Rates	13 out of 14 = 93%
Participation Rates	8 out of 8 = 100%
Graduation Rates	3 out of 3 = 100%
<b>Total</b>	<b>24 out of 25 = 96%</b>

For further information about this report, please see the Performance Reporting Division web site at <http://ritter.tea.state.tx.us/perfreport/account/2014/index.html>

**TEXAS EDUCATION AGENCY**  
**2014 Accountability Summary**  
 CROCKETT MIDDLE (195901042) - PECOS-BARSTOW-TOYAH ISD

**Accountability Rating**

**Met Standard**

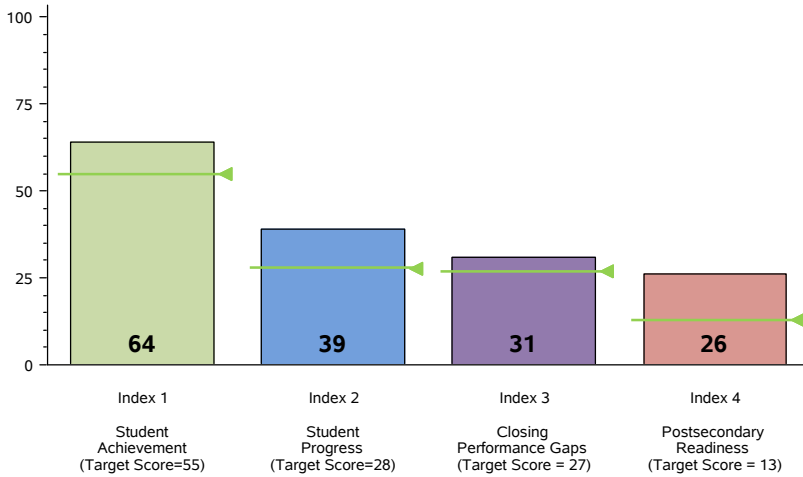
Met Standards on	Did Not Meet Standards on
<ul style="list-style-type: none"> <li>- Student Achievement</li> <li>- Student Progress</li> <li>- Closing Performance Gaps</li> <li>- Postsecondary Readiness</li> </ul>	<ul style="list-style-type: none"> <li>- NONE</li> </ul>

**Distinction Designation**



Academic Achievement in Reading/ELA
<b>DISTINCTION EARNED</b>
Academic Achievement in Mathematics
NO DISTINCTION EARNED
Academic Achievement in Science
NO DISTINCTION EARNED
Academic Achievement in Social Studies
NO DISTINCTION EARNED
Top 25 Percent Student Progress
<b>DISTINCTION EARNED</b>
Top 25 Percent Closing Performance Gaps
NO DISTINCTION EARNED
Postsecondary Readiness
NO DISTINCTION EARNED

**Performance Index Report**



**Campus Demographics**

Campus Type	Middle School
Campus Size	495 Students
Grade Span	06 - 08
Percent Economically Disadvantaged	73.5%
Percent English Language Learners	4.0%
Mobility Rate	8.7%

**Performance Index Summary**

Index	Points Earned	Maximum Points	Index Score
1 - Student Achievement	901	1,399	64
2 - Student Progress	624	1,600	39
3 - Closing Performance Gaps	627	2,000	31
4 - Postsecondary Readiness			
STAAR Score	26.0		
Graduation Rate Score	N/A		
Graduation Plan Score	N/A		
Postsecondary Indicator Score	N/A		26

**System Safeguards**

**Number and Percent of Indicators Met**

Performance Rates	15 out of 19 = 79%
Participation Rates	10 out of 10 = 100%
Graduation Rates	N/A
<b>Total</b>	<b>25 out of 29 = 86%</b>

For further information about this report, please see the Performance Reporting Division web site at <http://ritter.tea.state.tx.us/perfreport/account/2014/index.html>

**TEXAS EDUCATION AGENCY**  
**2014 Accountability Summary**  
 PECOS KIND (195901101) - PECOS-BARSTOW-TOYAH ISD

**Accountability Rating**

**Met Standard**

This campus is paired with AUSTIN EL (195901106)

**Distinction Designation**

Academic Achievement in Reading/ELA

NOT ELIGIBLE

Academic Achievement in Mathematics

NOT ELIGIBLE

Academic Achievement in Science

NOT ELIGIBLE

Academic Achievement in Social Studies

NOT ELIGIBLE

Top 25 Percent Student Progress

NOT ELIGIBLE

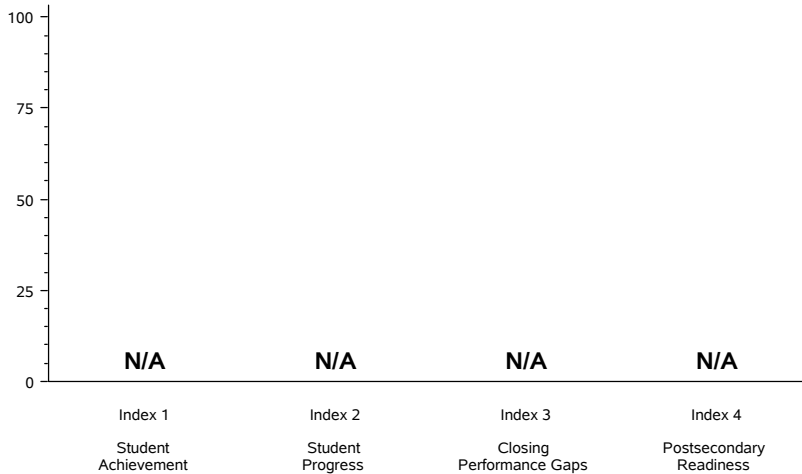
Top 25 Percent Closing Performance Gaps

NOT ELIGIBLE

Postsecondary Readiness

NOT ELIGIBLE

**Performance Index Report**



**Campus Demographics**

Campus Type	Elementary
Campus Size	295 Students
Grade Span	EE - KG
Percent Economically Disadvantaged	66.8%
Percent English Language Learners	15.3%
Mobility Rate **	N/A

**Performance Index Summary**

Index	Points Earned	Maximum Points	Index Score
1 - Student Achievement	N/A	N/A	N/A
2 - Student Progress	N/A	N/A	N/A
3 - Closing Performance Gaps	N/A	N/A	N/A
4 - Postsecondary Readiness	N/A	N/A	N/A

**System Safeguards**

**Number and Percent of Indicators Met**

Performance Rates	N/A
Participation Rates	N/A
Graduation Rates	N/A
<b>Total</b>	<b>N/A</b>

\*\* District Mobility Rate was used when the mobility rate was not available for a campus.

For further information about this report, please see the Performance Reporting Division web site at <http://ritter.tea.state.tx.us/perfreport/account/2014/index.html>

**TEXAS EDUCATION AGENCY**  
**2014 Accountability Summary**  
 AUSTIN EL (195901106) - PECOS-BARSTOW-TOYAH ISD

**Accountability Rating**

**Met Standard**

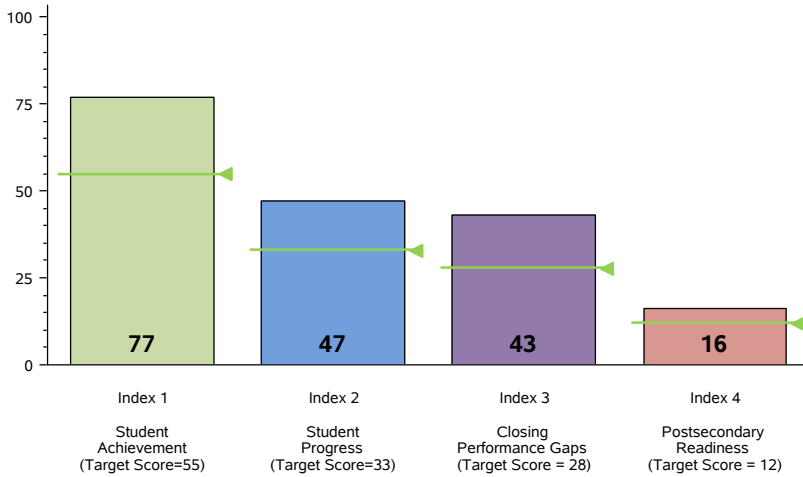
Met Standards on	Did Not Meet Standards on
- Student Achievement - Student Progress - Closing Performance Gaps - Postsecondary Readiness	- NONE

**Distinction Designation**



Academic Achievement in Reading/ELA <b>NO DISTINCTION EARNED</b>
Academic Achievement in Mathematics <b>DISTINCTION EARNED</b>
Academic Achievement in Science <b>NOT ELIGIBLE</b>
Academic Achievement in Social Studies <b>NOT ELIGIBLE</b>
Top 25 Percent Student Progress <b>DISTINCTION EARNED</b>
Top 25 Percent Closing Performance Gaps <b>DISTINCTION EARNED</b>
Postsecondary Readiness <b>NO DISTINCTION EARNED</b>

**Performance Index Report**



**Campus Demographics**

Campus Type	Elementary
Campus Size	575 Students
Grade Span	01 - 03
Percent Economically Disadvantaged	72.0%
Percent English Language Learners	11.3%
Mobility Rate	9.8%

**Performance Index Summary**

Index	Points Earned	Maximum Points	Index Score
1 - Student Achievement	242	314	77
2 - Student Progress	189	400	47
3 - Closing Performance Gaps	171	400	43
4 - Postsecondary Readiness			
STAAR Score	16.0		
Graduation Rate Score	N/A		
Graduation Plan Score	N/A		
Postsecondary Indicator Score	N/A		16

**System Safeguards**

**Number and Percent of Indicators Met**

Performance Rates	6 out of 6 = 100%
Participation Rates	6 out of 6 = 100%
Graduation Rates	N/A
<b>Total</b>	<b>12 out of 12 = 100%</b>

For further information about this report, please see the Performance Reporting Division web site at <http://ritter.tea.state.tx.us/perfreport/account/2014/index.html>

**TEXAS EDUCATION AGENCY**  
**2014 Accountability Summary**  
 HAYNES EL (195901109) - PECOS-BARSTOW-TOYAH ISD

**Accountability Rating**

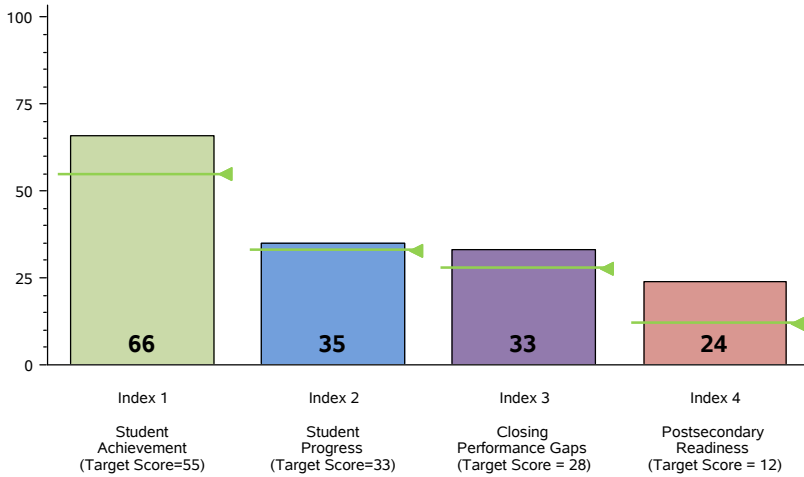
**Met Standard**

Met Standards on	Did Not Meet Standards on
- Student Achievement - Student Progress - Closing Performance Gaps - Postsecondary Readiness	- NONE

**Distinction Designation**

Academic Achievement in Reading/ELA	NO DISTINCTION EARNED
Academic Achievement in Mathematics	NO DISTINCTION EARNED
Academic Achievement in Science	NO DISTINCTION EARNED
Academic Achievement in Social Studies	NOT ELIGIBLE
Top 25 Percent Student Progress	NO DISTINCTION EARNED
Top 25 Percent Closing Performance Gaps	NO DISTINCTION EARNED
Postsecondary Readiness	NO DISTINCTION EARNED

**Performance Index Report**



**Campus Demographics**

Campus Type	Elementary
Campus Size	358 Students
Grade Span	04 - 05
Percent Economically Disadvantaged	70.1%
Percent English Language Learners	11.2%
Mobility Rate	9.5%

**Performance Index Summary**

Index	Points Earned	Maximum Points	Index Score
1 - Student Achievement	669	1,015	66
2 - Student Progress	557	1,600	35
3 - Closing Performance Gaps	265	800	33
4 - Postsecondary Readiness			
STAAR Score	23.5		
Graduation Rate Score	N/A		
Graduation Plan Score	N/A		
Postsecondary Indicator Score	N/A		24

**System Safeguards**

**Number and Percent of Indicators Met**

Performance Rates	13 out of 16 = 81%
Participation Rates	12 out of 12 = 100%
Graduation Rates	N/A
<b>Total</b>	<b>25 out of 28 = 89%</b>

For further information about this report, please see the Performance Reporting Division web site at <http://ritter.tea.state.tx.us/perfreport/account/2014/index.html>